




## Hand Embroiderer (Addawala)

QP Code: AMH/Q1001

### NOS - AMH/N0102: Maintain work area, tools and machines and Greening of job Roles

S. No	Question	Option A	Option B	Ans
1	Keeping the workspace tidy is everyone's responsibility.	YES	NO	YES
2	Emergency exits should be temporarily closed to keep materials	YES	NO	NO
3	We must try to make our job eco-friendlier by including environmental aspects in its duties.	YES	NO	YES

S. No	Question	Option A	Option B	Option C	Option D	Ans
4	 <p>Choose the correct way to pick heavy objects</p>	1	2	Both 1 and 2	None of them	B
5	Proper method for disposing	Dumping in a nearby river	Leaving it at workspace	Burying it in the backyard	Recycling it properly	D
6		Ergonomic hazard	Physical hazard	Psychological hazard	Chemical hazard	B
7		Forming the stitches	Holding fabric	Moving fabric in to the sewing machine	None of them	C

### NOS - AMH/N0103: Maintain health, safety and secure work place with gender and PwD Sensitization

S. No	Question	Option A	Option B	ANS
1	It is acceptable to make jokes or comments about gender stereotypes in the workplace	YES	NO	NO


2	Smoke detectors are not necessary in work area.	YES	NO	NO
---	---	-----	----	----

S. No	Question	Option A	Option B	Option C	Option D	ANS
3	E-waste					D
4	Which one is Not first aid?	Treating minor burns with cool running water	Treating minor burns with tooth paste	Putting pressure on wound to stop bleeding	Cleaning & dressing small wounds to prevent infection.	B
5	Unexpected event resulting in damage, injury, or harm	Hazard	Incident	Accident	Precaution	C
6	Broken Containers	Keep Sewing needle	Dispose	Store sewing threads	Store Tools	D
7	 Identify the symbol	Dance	Sign language provided	Appreciation	Hand crafted	B
8	Protective metal cap worn on the finger	Metal gloves	Thimble	Bandage	gloves	B



**NOS - AMH/N0104: Comply with industry, regulatory and organizational requirements and Greening of Job roles**


S. No	Question	Option A	Option B	ANS
1	Organizational standards are only focused on profitability.	YES	NO	B

2	Damaged embroidery frame will not damage the fabric.	YES	NO	B
3	Using public Wi-Fi networks are safe and does not pose any security risks.	YES	NO	B





S. No	Question	Option A	Option B	Option C	Option D	ANS
4		Painting equipment	Cleaning equipment	Dyeing equipment	None of them	B
5	Doing what is morally right and fair	Ethical behavior	Personal gain	Competition	None of them	A
6	"PASS"	Pull, Aim, Squeeze, Sweep	Pull, Aim, Squeeze, Stop	Push, Attack, Spray, Stop	Pull, Activate, Spray, Secure	D
7	Which of the following textiles can be recycled?	Cotton	polyester	Nylon	All the above	A

**NOS - AMH/N1010: Plan Organize and Carry out the process of hand embroidery(addawala)**



S. No	Question	Option A	Option B	Option C	Option D	
1	Motifs Reflecting cultural heritage	Floral design	Geometrical design	Ethnic designs	Vintage designs	
2	"Khaka"	sketch of the design	Laying of fabric	Pouncing	Stitching	
3	Needle for Wool thread embroidery	Milliner	Universal	Crewel	None of them	
4		Back stitch	Stem stitch	Couched running	Seed stitch	
5		Fly stitch	'V'stitch	Ladder stitch	Feather stitch	

6		Fly stitch	Fish bone stitch	Cross stitch	Padded Satin stitch	


**NOS - AMH/N1011: Embroider decorative designs using a combination of stitches & work styles as per customer requirements**

S. No	Question	Option A	Option B	Option C	Option D	Maximum marks	Marks obtained
1	Chikankari Embroidery	Shadow stitch	Satin stitch	Back stitch	All the above	3	
2		Bullion knot	Button hole	Back stitch	Laced running	3	
3		Kutch	Phulkari	Kashida	Kasuti	3	
4		Applique	Cut work	Smock embroidery	None of the above	3	
5		Cut work	Net fabric embroidery	Jali work	Sindhi work	3	

**NOS - AMH/N1003: Contribute to achieve quality in embroidery work**

S. No	Question	Option A	Option B	Option C	Option D	ANS
1		Tweezer	Threader	Blade	Thread remover	B
2	Anchor Stitch	Securing stitch at starting of embroidery	Securing stitch at end of embroidery	Loop stitch	Small knot at the end of thread	A
3		Brand label	Wash care label	Do not iron	Iron with low heat	C
4	Abrasion	Rub and scrub	Strength	Puckering	Twist	A
5	Choose the right statement	Longer threads are less likely to tangle	Longer threads entangle more	Shorter threads are difficult to handle	Longer threads are easy to manage	B

**Employability skills**

S. No	Question	Option A	Option B	ANS
1	facial expressions does not play a significant role in communication effectiveness	YES	NO	B
2	"They are playing football," "playing" is a past tense.	YES	NO	B
3		Input Device	Output device	A
4	What does the "M" in SMART goals stand for?	Manageable	Measurable	B

S. No	Question	Option A	Option B	Option C	Option D	ANS
5	"leadership skills"	Ability to follow instructions	Ability to supervise & motivate others	Technical skills	Ability to manage tasks	B
6	What is the first step in the problem-solving process?	Setting desire stage	Identifying problem	Ignore the problem	Get help from others	B
7	SWOT analysis stands for:	Strengths, Weaknesses, Opportunities, Threats	Strategic, Winning, Operational , Targets	Success, Wealth, Opportunities, Tactics	None of the above	A
8	Example of verbal communication	Sending a text message	Writing a letter	Speaking to someone face-to-face	email	C

NOS	PRACTICAL	VIVA
AMH/N0102..Maintain workarea, tools and machines and Greening of Job Roles	49 marks / Evaluate the potential benefits of greening job roles, both for organizations and society	7 marks/ Mention the maintenance procedure of Hand embroidery tools.
AMH/N0103.Maintain health, safety and secure work place with Gender and PwD Sensitization	12 marks Explain best practices for creating an inclusive workplace	6 marks Mention some gender discrimination
AMH/N0104.Comply with industry, regulatory and organizational requirements and Greening of Job roles	10 marks Describe the potential consequences of non-compliance	10 marks Mention ethical behavior at work place
AMH/N1010.Plan Organize and Carry out the process of hand embroidery	50 marks Arrange the given motif on a handkerchief. Trace with appropriate method	10 marks Mention the difference between Machine embroidery and hand embroidery
AMH/N1011.Embroider decorative designs using a combination of stitches & work styles as per customer requirements	65 marks Motif given below for practical	10 marks Mention the proper ways to secure hand stitches.
AMH/N1003.Contribute to achieve quality in embroidery work	40 marks Explain the ways to maintain quality in hand embroidery.	15 marks Mention any 3 defect in embroidery and suggest some solution to rectify it.

DGT/VSQ/N 0101	<p>30 marks</p> <p>1. How time management will helps to increase productivity? 15 marks</p> <p>2. How can one become a successful entrepreneur? 15 marks</p>	
----------------	--	--

Trace and make embroidery motif in 8"x 8" handkerchief with the below mentioned stitches.

1. Stem
2. Satin
3. French knot
4. Fish bone
5. Back stitch

